





















BA in Psychology

ACTIVITY	1 st Year	2 nd Year	3 rd Year	4 th Year
Curriculum	Fall: PSY 1003 Intro to Psychology Spring: PSY 2041 Human Development I PSY 2034 Theories of Personality	Fall: PSY 3011 Social Research I** PSY 2063 Biological Basis of Behavior Spring: PSY 3014 Social Research II PSY 4013 Abnormal Psychology PSY 3023 Social Psychology Supporting Course 	Fall: PSY 4005 Counseling and Psychotherapy PSY 3009 Psychopharmacology Spring: PSY 4011 Practicum Upper level Psych Electives Supporting Course 	Fall: PSY 4007 Adv Research Methods and Statistics Senior Seminar Spring: PSY 3063 Independent Research Upper level Psych Electives Supporting Course 
Advising & Mentoring	Discuss skills acquired  Initiate conversation of developing a path  Graduate School Plans	Preliminary evaluation of skills acquired Applying to REU  Graduate School Plans	Review strengths and weaknesses Evaluate career plans Degree audit Graduate School Plans	Graduate school plans Career plans
Co-Curricular	Psychology Club*  Assist with Faculty Research** Read EYE on Psi Chi publications*	Psychology Club (leadership role)*  Professional Association referral** Assist with Faculty Research  Read EYE on Psi Chi*	Psychology Club (leadership role)* Research Lab Leader  Professional Association referral  Assist with Faculty Research  Read EYE or Psi Chi*	Psychology Club (leadership role)* Professional Association referral  Research Lab Leader  Assist with Faculty Research** Read EYE or Psi Chi*
Career & Academic Award Prep	Orient to Career Services* Academic Success and Goal Setting  What can I do with a Psychology Major?*	IRB Certification to conduct Research through National Institute of Health* Regional Conferences (Eastern Psych Association)* Research Grad Schools, CVs, etc. in order to develop a model to follow Apply to be a UTA or URA Apply for REU 	Write up application for NSFGRF* Assist faculty with research  Research Grad Schools, CVs, etc. in order to develop a model to follow Apply to be a UTA or URA Take GRE* Apply for REU 	Apply to Graduate School* Update and submit application for NSFGRF* Apply to be a UTA or URA  Assist faculty with research 

*=-See hyperlink for more information
 **= Hover over for more information